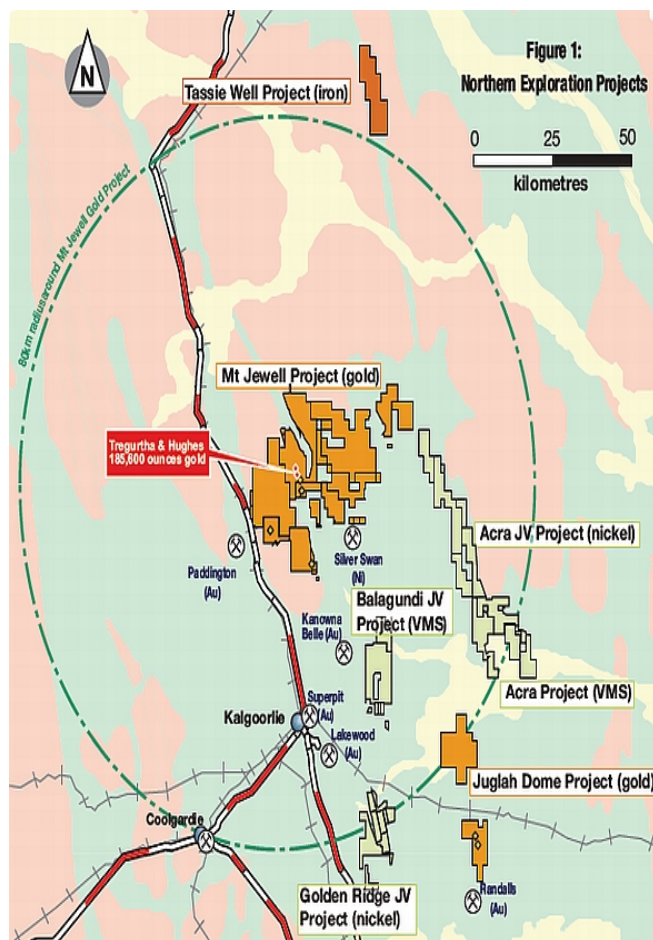




2 November 2011 Pioneer Resources Share Purchase Plan

Pioneer Resources has just completed a capital raising of \$1.5 million (gross) through the issue of 60 million shares at A2.5 cents per share to institutional and sophisticated investors.

In conjunction with the placement and to allow shareholders to participate in an exciting period of development, Pioneer is seeking to raise a further A\$1 million with an ability to accept over subscriptions of A\$500,000 through a Share Purchase Plan (SPP). The SPP will have the same subscription price of A2.5 cents per share enjoyed by participants in the recent placement. The subscription price represents a discount of 20% to Pioneer's share price at the close of trade on the day prior to the capital raising announcement.



Funds raised through the placement and SPP will be used to advance Pioneer's activities at its two key gold projects in Mt Jewell and Juglah Dome, located in the mineral rich Kalgoorlie region of Western Australian (**Figure 1**). Pioneer holds a 100% interest in both projects.

Pioneer's initial focus has been on Mt Jewell, a tenement covering an area of approximately 825km² some 55km north of Kalgoorlie.

Activities have been centred on the two gold deposits discovered within the Mt Jewell Project tenement in 2008.

The two deposits, Hughes and Tregurtha, have now formed the base for a maiden Joint Ore Reserve Committee (JORC) code compliant Mineral Resource Estimate of 185,600 ounces of gold (**Table 1**).

Figure 1 - Map of Kalgoorlie region showing Mt Jewell and Juglah

The resource declaration follows the conducting of an extensive drill programme over the three year period since discovery of the deposits.

Category	Hughes Tonnes	Au (g/t)	Tregurtha Tonnes	Au (g/t)	Total Tonnes	Grade (g/t)	Au (oz)
Measured	317,000	1.50	328,000	2.71	645,000	2.12	43,900
Indicated	969,000	1.32	906,000	1.60	1,875,000	1.46	87,700
Inferred	852,000	1.33	405,000	1.38	1,257,000	1.35	54,400
Total	2,138,000	1.35	1,639,000	1.77	3,777,000	1.53	185,600

Table 1 – Mt Jewell's JORC mineral resource estimate

The Hughes deposit (**Figure 2**) was considered a high priority target for initial exploration. The better of the intersections arising from the drill programme at Hughes were 10 metres showing 3.33 grams per tonne (g/t) gold from 52 metres deep, nine metres showing 8.6g/t gold from 34 metres deep and 15 metres showing 3.0g/t gold from 103 metres.

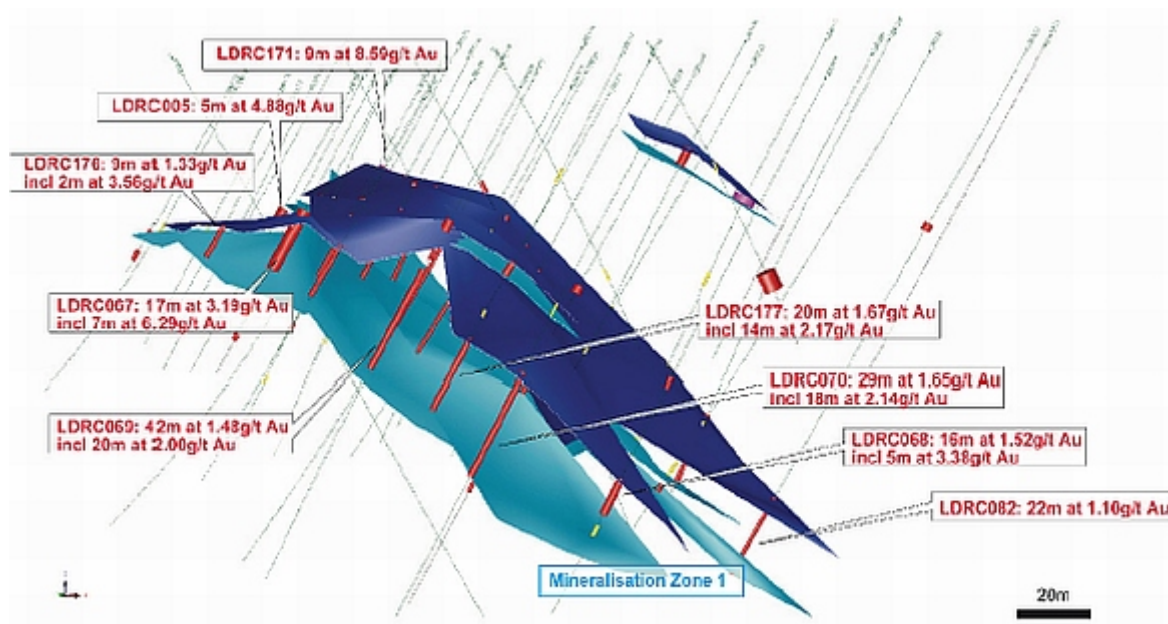


Figure 2 – Concept of the Hughes deposit showing drill holes and key assay results

The three primary features of these intersections are the grade, seam width and proximity to the surface. Notwithstanding the extensive drilling conducted to date, the Hughes deposit remains open along strike with multiple potential targets yet to be explored.

The Tregurtha deposit (**Figure 3**) was also considered a high priority target for initial exploration. The better of the intersections at Tregurtha were 38 metres showing 2.36g/t gold from 70 metres deep, 20 metres showing 4.97g/t gold from 45 metres deep and seven metres showing 4.84g/t gold from 137 metres.

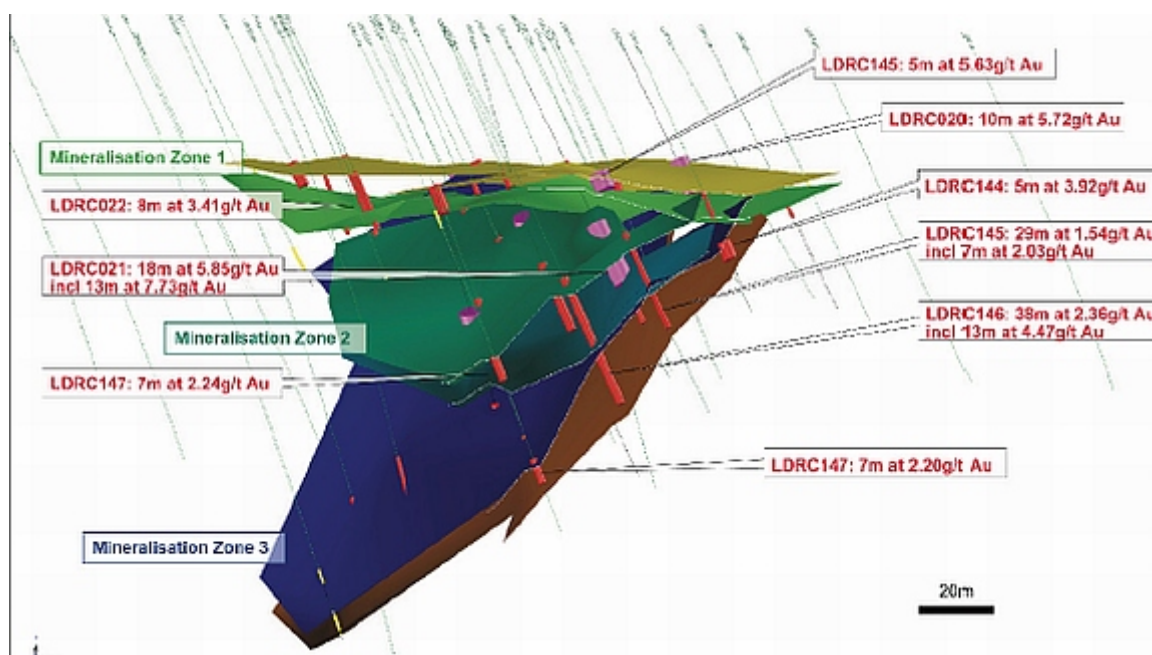


Figure 3 – Concept of the Tregurtha deposit showing drill holes and key assay results

Like Hughes the three key features of these intersections were the grade, seam width and proximity to the surface. The Tregurtha deposit despite the extensive drilling undertaken to date, remains open in direction and has multiple targets yet to be explored.

Pioneer will now focus on advancing the development of Mt Jewell into a producing gold mine. Pioneer believes the establishment of a producing gold mine will enhance the recognition of its Mt Jewell project as a valued asset and open up further opportunities in the future for greater exploration of its other projects (**Figure 1**).

Upside potential exists within the Hughes and Tregurtha deposits with further exploration. At Mt Jewell the project contains other prospecting sites, with Pioneer actively exploring at Wild Dog, Airstrip, Hughes West, Criterion, Wishbone South, Hillgrove West and Hillgrove (**Figure 4**) as part of a plan to reach a 500,000 ounce gold inventory target. A resource of this size would be capable of supporting a 75,000 ounce per annum operation over a seven year mine life.

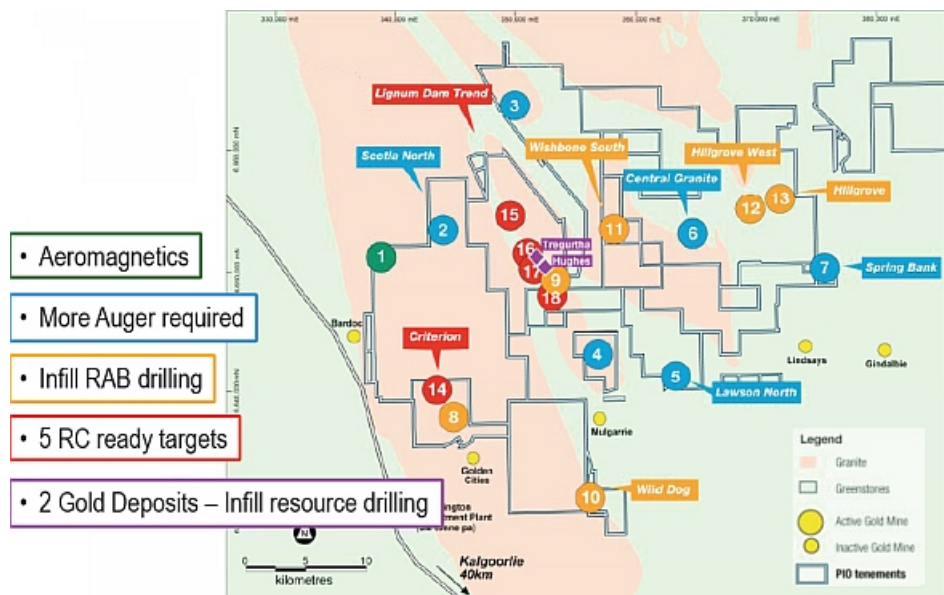


Figure 4 – Mt Jewell Project

The next phase of exploration drilling is planned to resume at Mt Jewell during the December 2011 Quarter following the successful capital raisings. Exploration drilling will include additional resource definition drilling to increase and improve the current mineral resource estimate, as-well-as the testing of other priority gold anomalies within the Mt Jewell tenement.

Pioneer’s Juglah Dome (**Figure 5**) is quickly gaining greater attention, with surface sampling indicating the presences of gold. Juglah Dome is located 58 kilometres south west of Kalgoorlie and covers an area of some 185km².

Exploration of the Juglah Dome tenement is in its infancy with surface exploration being undertaken to date. Prospecting on the tenement has recovered gold nuggets on the surface. The nuggets indicate by their sharpness that the host deposit could potentially be in close proximity.

A programme of 1,016 soil samples has been collected with mapping and geochemical samples also taken over a number of structural sites. Analysis of all the data is currently underway. Results from the analysis will determine the plan for further exploration including RAB drilling on the tenement.

Post the capital raisings Pioneer will hold cash of approximately A\$4.4 million which gives it the financial firepower to undertake the current development of Mt Jewell and carryout additional exploration activities across Mt Jewell and Juglah Dome.

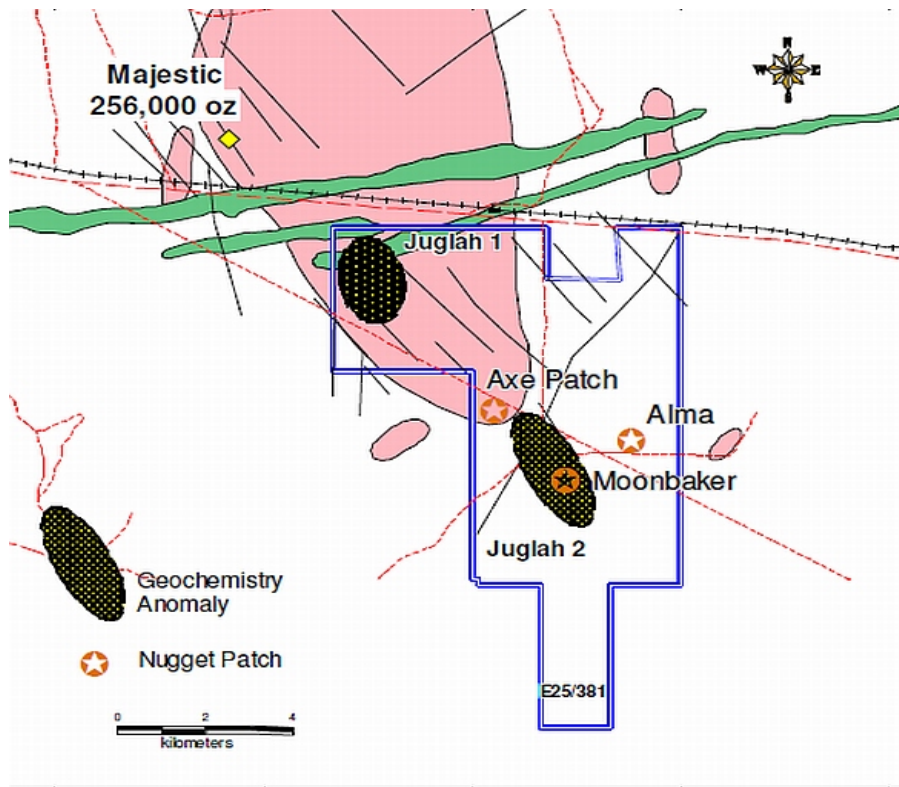


Figure 5 – Juglah Dome Project

Pioneer is sitting on a suite of attractive gold assets in the heartland of Australia’s premier gold country surrounding Kalgoorlie. The region hosts a wealth of infrastructure which brings multiple development options to the table for Mt Jewell. Location will make Pioneer’s transition to a gold producer less capital intensive and swifter than may otherwise be the case for many gold juniors.

Pioneer has a current market capitalisation of \$11.6 million (pre the current capital raisings). Valuing Pioneer at a peer average of A\$116 per resources ounce equates to a market capitalisation of A\$21.5 million.

With management in the process of establishing a clear path to production, while continuing to expand the resource base through successful exploration, Pioneer’s relative under-valuation will not persist.

If you would like further information on Fat Prophets’ services or our view of Pioneer, please feel free to contact us on:

Telephone: 1300 88 11 77

Email: wealth@fatprophets.com.au

Or visit our website at www.fatprophets.com.au

Based on databases and information provided by Pioneer and a site visit CSA Global has produced the Mineral Resource estimate for Hughes and Tregurtha deposits, classified and reported in accordance with the 2004 Australasian JORC Code (“CSA Report”).

Dr Bielin Shi, Principal Geologist with CSA Global, compiled the information that relates to Mineral Resources. He is a member of the AusIMM and AIG, and a Competent Person as defined by the 2004 JORC Code. Pioneer has referenced information from the CSA Report.